


Product Specifications (Specifications subject to change without notice)

| | |
|-------------------------------------|---|
| Display | Easy to Read, Yellow Text on Black Background |
| Suggested Operating Ranges | Standard High Range: UVA, UVB, UVV - 100mW/cm ² to 10W/cm ² / UVC - 10mW/cm ² to 1W/cm ² Mid-Range: UVA, UVB, UVV -10mW/cm ² to 1W/cm ² / UVC: 1mW/cm ² to100mW /cm ² Low Power: UVA, UVB, UVV - 1mW/cm ² to 100mW/cm ² / UVC - 1mw/cm ² to 100mW/cm ² Units will “turn on” and display data at irradiance values much lower than the suggested Operating Ranges. The suggested Operating Ranges are where the instrument performs best. |
| Accuracy | +/- 10%; +/- 5% typical |
| Spectral Ranges (UV Power Puck® II) | 4-channel continuous monitoring Standard version: 320-390nm (UVA), 280-320nm (UVB), 250-260nm (UVC), 395-445nm (UVV) UVA2 Version: 380-410nm (UVA2 replaces the UVC band) |
| Spectral Ranges (UVICURE® Plus II) | 1-channel continuous monitoring. 320-390nm (UVA), 280-320nm (UVB), 250-260nm (UVC), 395-445nm (UVV) , 380-410nm (UVA2) for LED monitoring & additive bulb monitoring |
| Spatial Response | Approximately cosine |
| Operating Temperature | 0-75°C Internal temperature; tolerates high external temperatures for short periods (audible alarm indicates when temperature has exceeded tolerance) |
| Smooth Modes | Smooth ON: Effective Sample rate of 25 samples/second Smooth OFF: Effective Sample rate of 2048 samples/second Smooth PROFILER: Effective Sample rate of 128 samples/second |
| Sample Rate for Profiling | The Profiler instruments use a fixed sample rate of 128 samples/second for profiling. For best matching between instrument display and PowerView Software® II values, use Smooth PROFILER mode |
| Memory Capacity For Profiling | The memory capacity of the Power Puck® II and UVICURE® Plus II Profilers in Profiler Mode is sufficient to collect data for >100 minutes |
| PowerView Software® II | National Instruments LabVIEW based programming designed for Windows XP, Windows NT, Windows Vista and Windows 7. Collected data stored in LabVIEW based *.tdms files |
| Time-Out Period | 2 minutes DISPLAY mode (no key activity). A no time-out mode can be ordered |
| Battery | Two user-replaceable AAA Alkaline Cells |
| Battery Life | Approximately 20 hours with display on |
| Dimensions | 4.60 x 0.50 inches; 117 mm x 12.7 mm (D x H) |
| Weight | 10.1 ounces (289 grams) |
| Instrument Materials | Aluminum, stainless steel |
| Carrying Case Material | Cut polyurethane interior, scuff resistant nylon exterior cover |
| Carrying Case Weight | 9 ounces (260 grams) |
| Carrying Case Dimensions | 10.75 x 3.5 x 7.75 inches; 274 x 89 x 197 mm (W x H x D) |

This equipment is in conformity with the following standards and therefore bears CE marking: IEC 61326-1:2005, EN55011: 1998, EN61000-4-2: 1995, A1: 1998, A2: 2001; EN 61000-4-3: 2002, A1: 2002, following the provisions of the applicable directives: 98/34/EEC and amendments, 89/336/EEC and amendments.



UVICURE® PLUS II & UVICURE® PLUS II PROFILER
UV POWER PUCK® II & UV POWER PUCK® II PROFILER



UVICURE Plus II
A single band radiometer

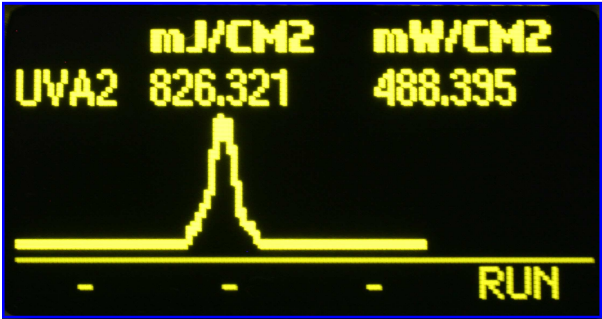


Power Puck II
A four band radiometer

The radiometers that first set the standard for the industrial UV curing industry now have the ability to be used with display or as a profiling radiometer that transfers the irradiance profile to a computer for analysis.

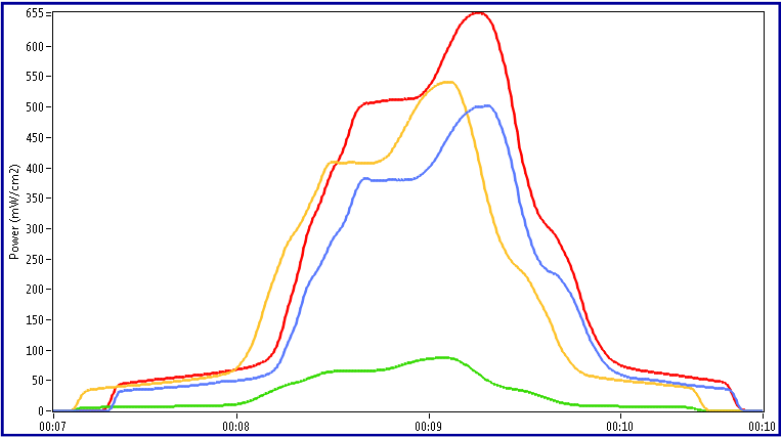
Display Mode

Easy to use on the production line with irradiance (W/cm²), energy density (J/cm²) and irradiance profile information easily available on the display.



Profiler Mode

Profiler Mode adds the ability to transfer the irradiance profile and data to a computer for further analysis and evaluation.



| | Sample File | Reference File | Difference |
|----------------------|-------------|----------------|------------|
| UVA - Power (mW/cm2) | 1550.406 | 325.695 | 1224.711 |
| Power (%) | 376.0 | 0 | 376.0 |
| Energy (mJ/cm2) | 346.811 | 373.638 | (26.827) |
| Energy (%) | (7.2) | 0 | (7.2) |
| UVB - Power (mW/cm2) | 586.618 | 317.299 | 269.318 |
| Power (%) | 84.9 | 0 | 84.9 |
| Energy (mJ/cm2) | 91.949 | 348.207 | (256.258) |
| Energy (%) | (73.6) | 0 | (73.6) |

- Above Left: Instrument Display-Graph Mode
- Above: Profiler instrument irradiance screen from computer
- Left: Profiler instrument data screen arranged by band from computer

UVICURE® PLUS II & UV POWER PUCK® II

Instrument Features On All EIT “Puck” Style Instruments

- Easy to Use.** Single Button for On/Off and Run Mode makes it easy to collect and view data.
- Data Mode.** UV data (joules/cm², watts/cm²) displayed on one screen for up to 4 bands.
- Graph Mode.** A graph illustrating the collected UV irradiance and energy is displayed for each of the UV bands. Graph shows the irradiance profile as a function of time (mW/cm² on y-axis, time on x-axis).
- Reference Mode.** Allows the user to store a run into the instrument memory to allow for easy comparison to current UV conditions.
- Setup Mode** Soft buttons are used for function selections, and are indicated on the bottom of the display for easy operator selection and use. User can decide what screen mode & units to display and also select the sample rate.
 - Smooth On:** Compatible with previous sampling rate on legacy Power Puck units sampling at 25 samples per second
 - Smooth Off:** Compatible with UV PowerMAP sampling rate at over 2000 samples per second.

Top to Bottom: Data Mode, Graph Mode, Reference Mode, Setup Mode

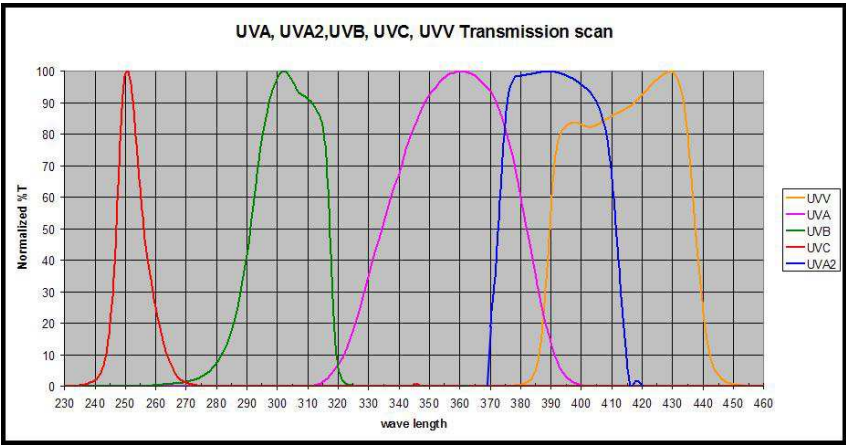
Dynamic (Operating) Ranges

The UVICURE Plus II or UV Power Puck II instruments are available in three dynamic (operating) ranges.

- The standard range (10 Watt) works well for high power curing applications.
- The mid-range (1 Watt) works well with low power arc lamps and in applications with lamps that are non focused or away from the cure surface.
- The low range (100 mW) works well in exposure systems and applications with low power lamps

EIT Bands

- EIT Puck Instruments are available in UVA, UVA2, UVB, UVC, UVV
- UVA (320-390nm), UVA2 (380-410nm) UVB (280-320nm), UVC (250-260nm), UVV (395-445nm)
- UVICURE Plus II available in any one of EIT's bands
- UV Power Puck II available with UVA, UVB, UVC & UVV or with UVA, UVA2, UVB, UVV
- UVA2 can be used to measure LEDs in the +/- 390-400 nm range as well as additive (mercury-iron, mercury gallium) bulbs.



UVICURE® PLUS II PROFILER & UV POWER PUCK® II PROFILER

EIT PROFILER instruments contain the same functions and features as the standard Puck II Instruments. The new PROFILER function allows the transfer of the numerical (irradiance, energy density) values and the irradiance profile to your computer via a USB port for analysis with the new PowerView Software® II Program.

Puck PROLIFER Instrument Features

- Fixed sample rate of 128 samples/second
- Memory supports data collection of over 100 minutes
- Information displayed on the screen for production team, transfers to computer for analysis & archiving
- “PROFILER” mode in instrument to match instrument display with calculated PowerView Software® II values
- Upgrade to existing USB port instruments with return to EIT

PowerView Software® II Features

- New program for use with PROFILER instruments
- Analyze up to four UV bands on two different files or a single UV band on four individual files
- Display instrument data by UV band (UVA, UVB, etc.) or units/parameter (irradiance, energy density)
- Enhanced note and information options to add information to your collected files
- Easily share & paste information into reports/programs

Graph by File
Display up to four bands on two different files

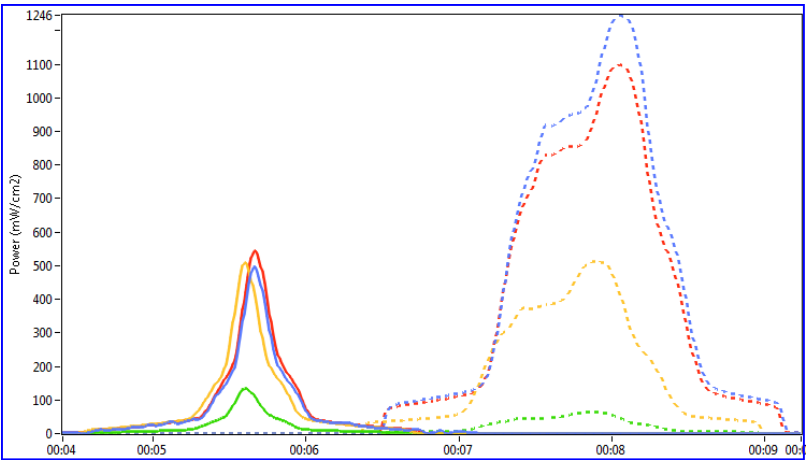


Table by File
Data arranged by bands, also available by units

| Summary (by File) | | | |
|----------------------|-------------|----------------|------------|
| | Sample File | Reference File | Difference |
| UVA - Power (mW/cm2) | 1212.526 | 374.982 | 837.544 |
| Power (%) | 223.4 | 0 | 223.4 |
| Energy (mJ/cm2) | 1003.519 | 536.700 | 466.818 |
| Energy (%) | 87.0 | 0 | 87.0 |
| UVB - Power (mW/cm2) | 964.005 | 370.149 | 593.856 |
| Power (%) | 160.4 | 0 | 160.4 |
| Energy (mJ/cm2) | 710.063 | 530.889 | 179.174 |
| Energy (%) | 33.7 | 0 | 33.7 |
| UVC - Power (mW/cm2) | 81.138 | 59.530 | 21.608 |
| Power (%) | 36.3 | 0 | 36.3 |
| Energy (mJ/cm2) | 57.879 | 83.877 | (25.999) |
| Energy (%) | (31.0) | 0 | (31.0) |
| UVV - Power (mW/cm2) | 6027.102 | 490.032 | 5537.070 |
| Power (%) | 1129.9 | 0 | 1129.9 |
| Energy (mJ/cm2) | 4863.790 | 705.767 | 4158.023 |
| Energy (%) | 589.1 | 0 | 589.1 |

Table by Band
Summary of data on four different files

| | Power (mW/cm2) | % Power | Energy (mJ/cm2) | % Energy |
|---|----------------|---------|-----------------|----------|
| --- Files --- | | | | |
| Reference File (16520 test) | 1212.526 | 0 | 1003.519 | 0 |
| Sample File 1 (16539 2) | 374.982 | (69.1) | 536.700 | (46.5) |
| Sample File 2 (Arc mid power) | 340.695 | (71.9) | 383.156 | (61.8) |
| Sample File 3 (sample microwave H slow) | 496.820 | (59.0) | 919.322 | (8.4) |
| --- Difference from Reference File --- | | | | |
| Sample File 1 - Reference File | (837.544) | (69.1) | (466.818) | (46.5) |
| Sample File 2 - Reference File | (871.831) | (71.9) | (620.362) | (61.8) |
| Sample File 3 - Reference File | (715.706) | (59.0) | (84.197) | (8.4) |

File Information includes data transferred from instrument as well as user added information. Select from templates & text or customize to your needs

| | | |
|---|--|--|
| Info Model PowerPuck2 Profiler Board Temperature 27 Battery Voltage 1.26546 Firmware Version 5 Serial Number 16772 Calibration Date 2012-05-29 Smoothing Profiler Date & Time 8/17/2012 3:46:11 PM | Notes Formulator Product Name: Thickness: Application Method: Photoinitiator: Photoinitiator Concentration: Oligimer Type: Monomer Type: Additives: Trial Conditions: | Notes UV System Line: Lamp Number: Equipment: Lamp Type: Power Setting: Line Speed/Exposure Time: Reflector Position: Product: Product Notes: Maintenance Notes: |
|---|--|--|

Graph by Band
Display a single band on four different files

